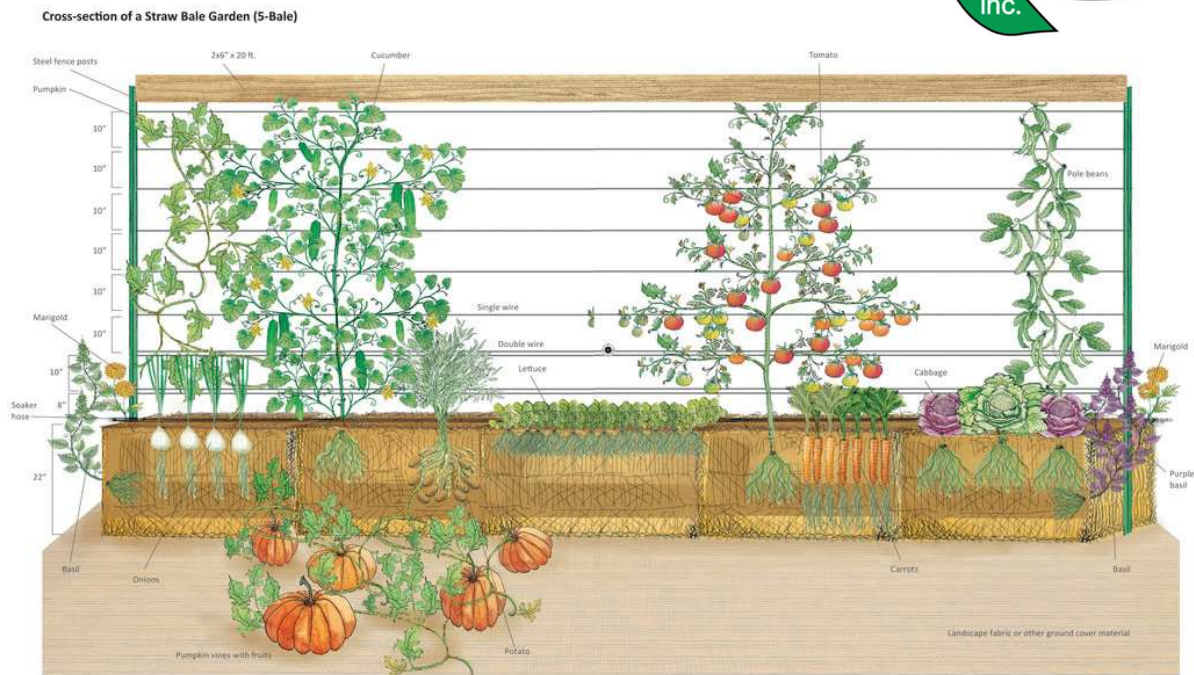


Straw Bale Gardening


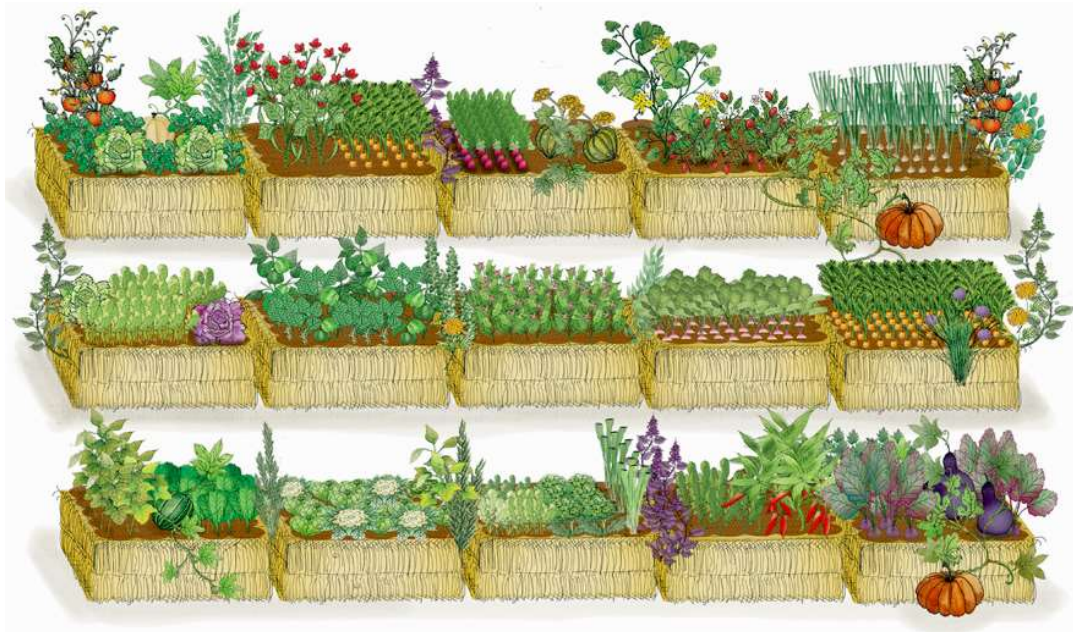


Straw Bale Conditioning Guide

| | Organic Fertilizer | Synthetic or Chemical Fertilizer | Water Until Saturated (Yes or No) |
|--------|------------------------------------|----------------------------------|-----------------------------------|
| Day 1 | 3 cups Nitrogen | ½ cup Nitrogen | Yes |
| Day 2 | Skip | Skip | Yes |
| Day 3 | 3 cups Nitrogen | ½ cup Nitrogen | Yes |
| Day 4 | Skip | Skip | Yes |
| Day 5 | 3 cups Nitrogen | ½ cup Nitrogen | Yes |
| Day 6 | Skip | Skip | Yes |
| Day 7 | 1 ½ cups Nitrogen | ¼ cup Nitrogen | Yes |
| Day 8 | 1 ½ cups Nitrogen | ¼ cup Nitrogen | Yes |
| Day 9 | 1 ½ cups Nitrogen | ¼ cup Nitrogen | Yes |
| Day 10 | 3 cups Organic Balanced Fertilizer | 1 cup Balanced Fertilizer | Yes |
| Day 11 | Skip | Skip | No |
| Day 12 | Wait about 5 days to plant | Plant today | Water new plantings/Keep moist |

Plant Spacing Guide

| Some plants that are popular for straw bale gardening: | | | | |
|--|-----------------|------------------------|---------------------|------------------------|
| Plants | Tomatoes | Peppers | Cucumber | Squash |
| How Many per Bale | 2-3 | 4 | 4-6 | 2-4 |
| Plants | Zucchini | Lettuce | Strawberries | Beans |
| How Many per Bale | 2-3 | Per package directions | 3-4 | Per package directions |



<https://strawbalegardens.com/>